

GIVE+ Mobile

3 Easy Steps

1 Search

- Enter **Cosmopolitan**
- Select
- Tap **Give Now**

2 Select

Choose a fund and a preset amount or enter another amount

Select **Add** to add another another fund or move forward to the payment information

3 Submit

Review your donation summary then select **Complete Donation**

Tip! Create an account to manage your giving: Set up recurring gifts, update payment methods, view giving history and more.



COSMOPOLITAN
united church of christ

cosmopolitanucc.org

Go to the App Store or Google Play and search for "GivePlus to download for FREE!



GIVE+ Online

1 Select fund(s) and amount

The screenshot shows the 'Give Now' form. On the left, there are dropdowns for 'Select Fund *' and 'One Time', and a text input for '\$ Amount *'. Below these is an 'Add Donation' button. On the right, a table lists the selected fund and amount:

Fund	Amount
General Fund	\$25.00 One Time

At the bottom right, it says 'Total: \$25.00'. A 'Next' button is at the bottom center.

Select a fund, enter the amount and choose a frequency if a Give+ account has been created.

Note: All donors can give to multiple funds in one transaction, Account holders can choose start dates for gifts and payments.

2 Enter payment method

The screenshot shows the payment method selection form. It has two main sections: 'Pay by Credit/Debit Card' and 'Pay by Checking/Savings Account'. The 'Credit/Debit Card' section includes fields for Name, Billing Address, City, State, Zip Code, Card Number, and CVV. There are also icons for American Express, Mastercard, Visa, and Discover. A 'Next' button is at the bottom right. Below the form, a security notice states: 'Give+ uses HTTPS to ensure the security and privacy of your personal information. For your convenience, we will store your payment method for future use.'

Enter a debit/credit card information or choose to pay with a checking or savings account.

Note: Give+ account holders can store this information for future use

3 Complete donation

The screenshot shows the 'Donation Summary' form. It includes a 'Donor Name' field with 'Abner Avila', a 'Card Number' field with 'VISA ****9250', and an 'Email Receipt' checkbox. Below these is an 'Email *' field. On the right, a table lists the selected fund and amount:

Fund	Amount
General Fund	\$5.00 One Time

At the bottom right, it says 'Total: \$5.00'. There are 'Back' and 'Donate Now' buttons at the bottom.

Review a summary, then select **Donate Now** to complete a donation(s).

4 Give+ account features

The screenshot shows the Give+ account dashboard for 'Abner Avila'. It has a sidebar menu with options: DONATIONS, Give Now, Giving History, Recurring Donations, ACCOUNT PROFILE, Personal Information, Payment Methods, and LOGOUT. The main area shows a 'Fund' table with 'General Fund' and '\$5.00 One Time', and a 'Total: \$0.00' at the bottom. A 'Next' button is at the bottom right.

Give+ account users can review giving history, manage recurring donations or edit stored payment methods.

“The greatest among you will be your servant.”

Matthew 23:11



COSMOPOLITAN
united church of christ

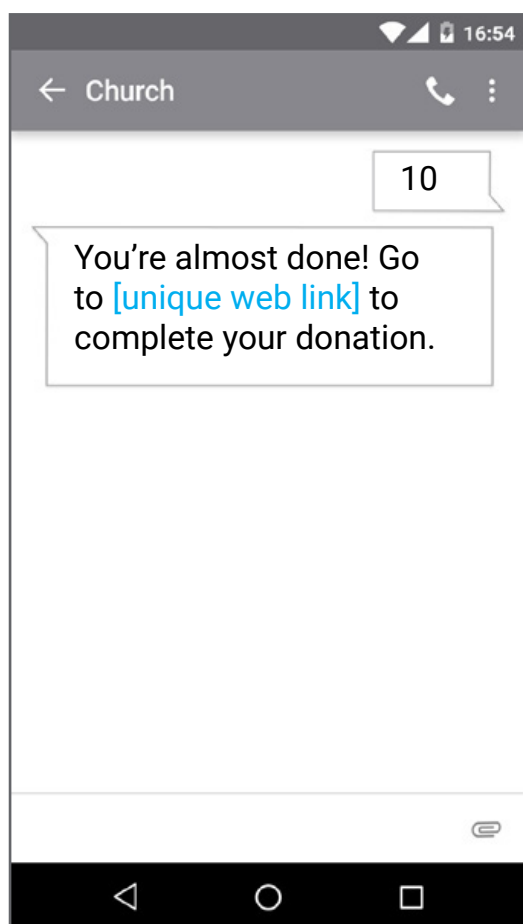
cosmopolitanucc.org



GIVE+ Text 773-825-6916

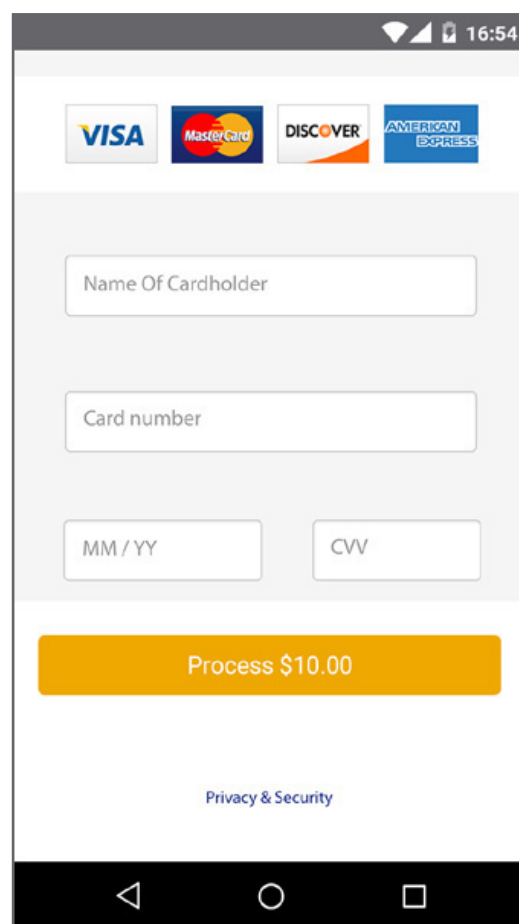


1 Get Started



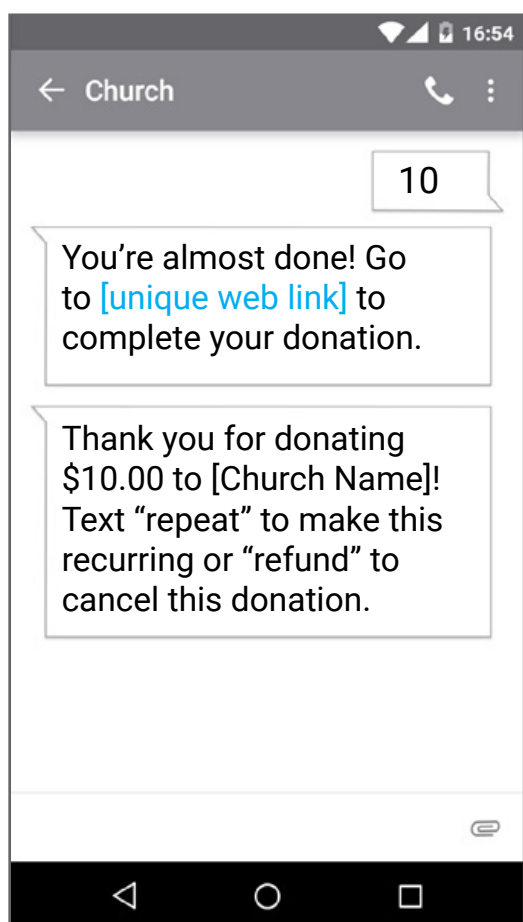
Enter
773-825-6916
and the amount
you wish to
donate, then
press **Send**.

2 Register



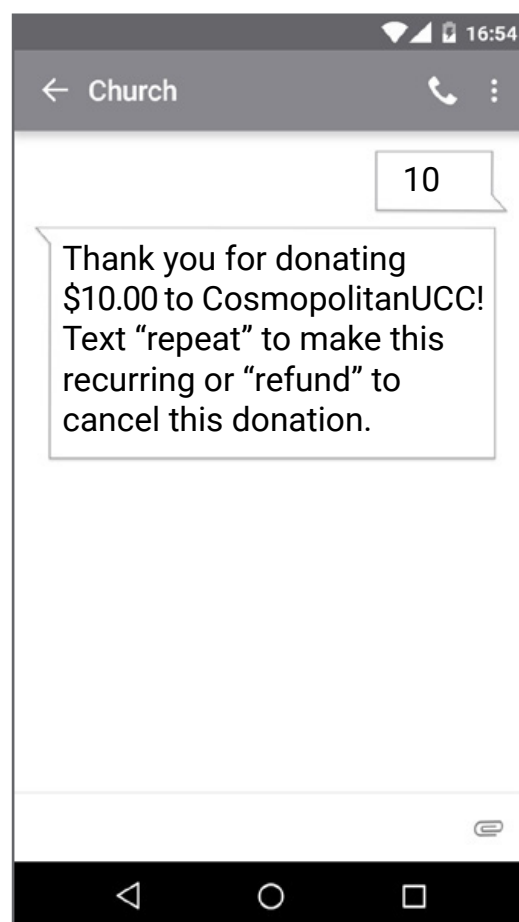
You will receive a
registration link.
Click the link and
enter your contact
and payment
information. Tap
Process.

3 Give



After registration
is complete, you
will receive a
verification text
as well as a
receipt via email.

4 Repeat



For future giving,
simply send a text
with the amount you
wish to give, and it
will process
automatically.

One of the fastest ways to give

In less time than it takes to write a check, you can make weekly offerings and donations by sending a text message. With fewer people carrying cash and checkbooks, Give+ Text gives members and visitors an option to donate, and a convenient way to fulfill God's stewardship.



COSMOPOLITAN
united church of christ

cosmopolitanucc.org